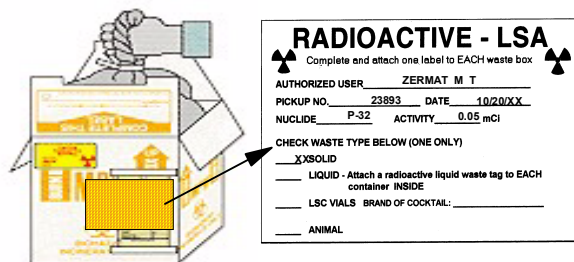


Radioactive Waste Disposal Guidelines

General Requirements

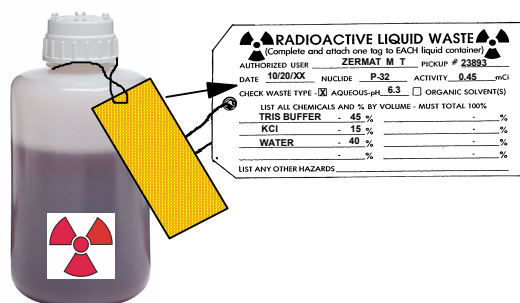
- ◆ For complete instructions, refer to Chapter 5, *Radiation Safety for Radiation Workers*
- ◆ A completed Radioactive Waste Disposal form must accompany the waste.
- ◆ Keep waste types (e.g., solids, liquids, etc.) separated. Keep aqueous separate from organic liquids.
- ◆ Except for H-3 / C-14, keep radionuclides separate whenever possible.
- ◆ Except for liquid containers, all radioactive waste must be in strong boxes & taped shut.
- ◆ Radioactive waste labels, liquid waste tags, and disposal forms are available from Safety or at Room 62, Biochemistry.
- ◆ Contact Safety by eMail (radpro@fpm.wisc.edu), phone, or web page (www.fpm.wisc.edu/safety) to request a radioactive waste or surplus / waste chemical pick-up.

Solid Waste



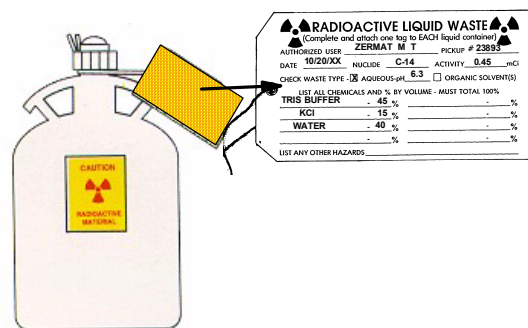
- ◆ Use yellow bags to hold waste in labs; place in strong cardboard box for disposal.
- ◆ Package sharps inside plastic / cardboard containers.
- ◆ No lead pigs, no liquids -- package these separately.
- ◆ Box must be labeled with a Radioactive Waste label.
- ◆ Box must be smaller than 14" x 24"

Small Volume Liquid Wastes



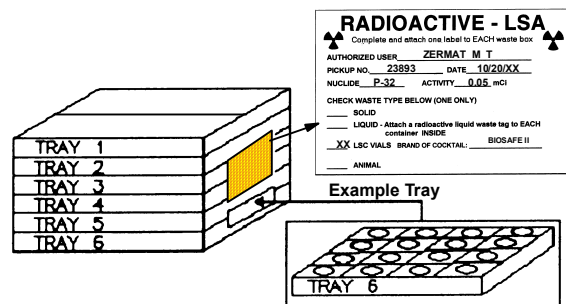
- ◆ Except carboys, liquid containers should be larger than 500 ml and smaller than 4 liters -- call safety if you need 1 L, 2 L, or 1 gallon containers.
- ◆ Place caps on bottles and tighten firmly.
- ◆ Attach a Radioactive Liquid Waste tag to each bottle -- identify all constituents by percent (%) of weight or volume.

Carboys



- ◆ Use for large volumes of low concentration liquid wastes.
- ◆ Use round carboys for organic wastes, square carboys for aqueous wastes.
- ◆ Attach Radioactive Liquid Waste tag to each carboy.
- ◆ Identify all constituents by percent (%) of weight or volume.
- ◆ Do not overfill -- fill carboy only to the bottom of carboy neck. Use correct cap and secure tightly.

LSC Vials



- ◆ Package 20 ml vials in their original trays and boxes, do not use boxes larger than LSC cases.
- ◆ Mini-vials may be placed in a plastic bag, place bag in a box with absorbent material in the bottom to soak up any leakage.
- ◆ Label box with a Radioactive Waste sticker -- include cocktail brand name (e.g., Biosafe II) on sticker.
- ◆ Do not empty organic LSC vials into any other containers.
- ◆ Keep organic vials separated from Biosafe vials.